



US00D491427S

(12) **United States Design Patent**
Weimer

(10) **Patent No.:** **US D491,427 S**

(45) **Date of Patent:** **** Jun. 15, 2004**

(54) **UNIVERSAL CAMSHAFT RETAINER**

1,900,314 A * 3/1933 Strom 29/270
D309,411 S * 7/1990 Strock D8/19
6,491,330 B1 * 12/2002 Mankame et al. 294/99.1

(76) **Inventor:** **David Weimer**, 3436 Terrazzo Ter.,
Virginia Beach, VA (US) 23452

(**) **Term:** **14 Years**

* cited by examiner

Primary Examiner—James Gandy
Assistant Examiner—Elizabeth Albert
(74) *Attorney, Agent, or Firm*—William G. Sykes

(21) **Appl. No.:** **29/166,599**

(22) **Filed:** **Aug. 30, 2002**

(57) **CLAIM**

(51) **LOC (7) Cl.** **08-05**

The ornamental design for a universal camshaft retainer, as shown.

(52) **U.S. Cl.** **D8/19**

(58) **Field of Search** D8/14, 16, 19,
D8/349, 354, 366, 373, 380; 29/220, 269,
270, 275, 281.1, 281.5, 281.6, 283, 888.1,
888.011, 888.06, 888.08; 123/90.17, 90.27,
90.31, 90.36, 90.41, 90.52, 90.6; 248/300,
671, 676; 108/71; 269/1, 289 R, 296, 909

DESCRIPTION

FIG. 1 is a front and bottom perspective view of a universal camshaft retainer showing my new design; FIG. 2 is a back plan view thereof; FIG. 3 is a front plan view thereof; FIG. 4 is a right elevation view thereof; FIG. 5 is a left elevation view thereof; FIG. 6 is a top elevation view thereof; and, FIG. 7 is a bottom elevation view thereof.

(56) **References Cited**

U.S. PATENT DOCUMENTS

884,751 A * 4/1908 McBean et al. 29/220
908,556 A * 1/1909 Gaylord 29/220
1,854,736 A * 4/1932 Griffith 29/270

1 Claim, 7 Drawing Sheets

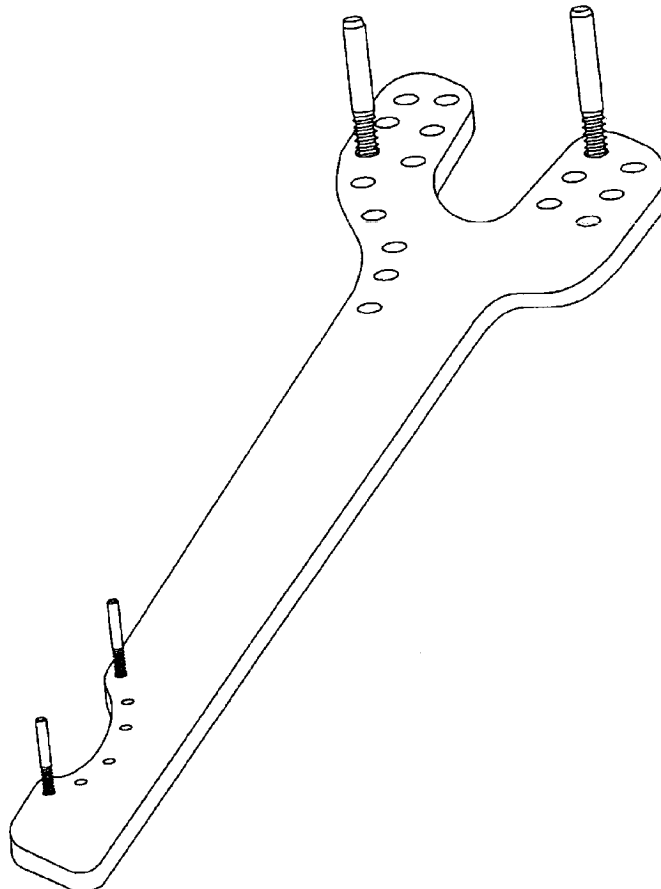


Fig. 1

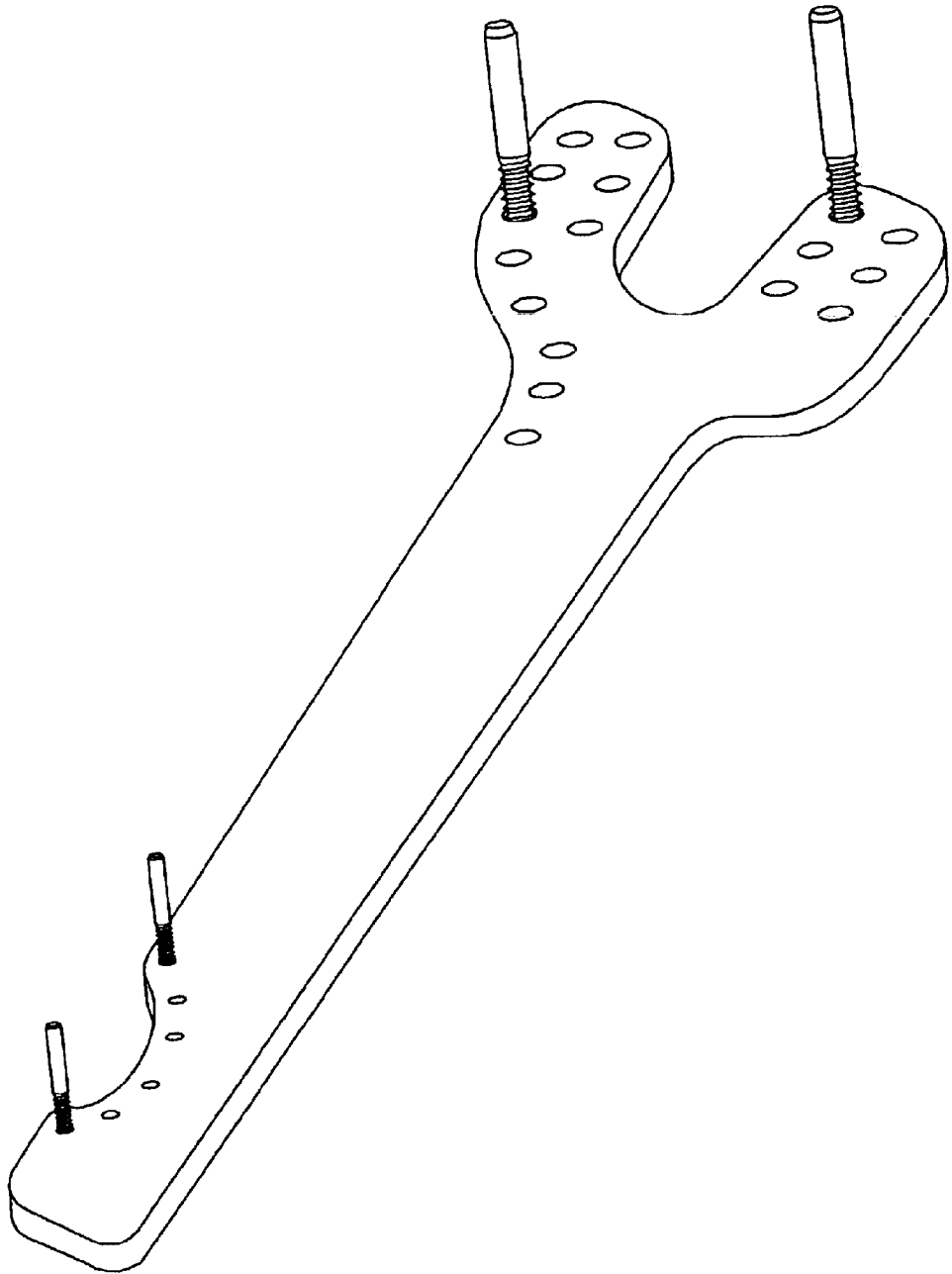


Fig. 2

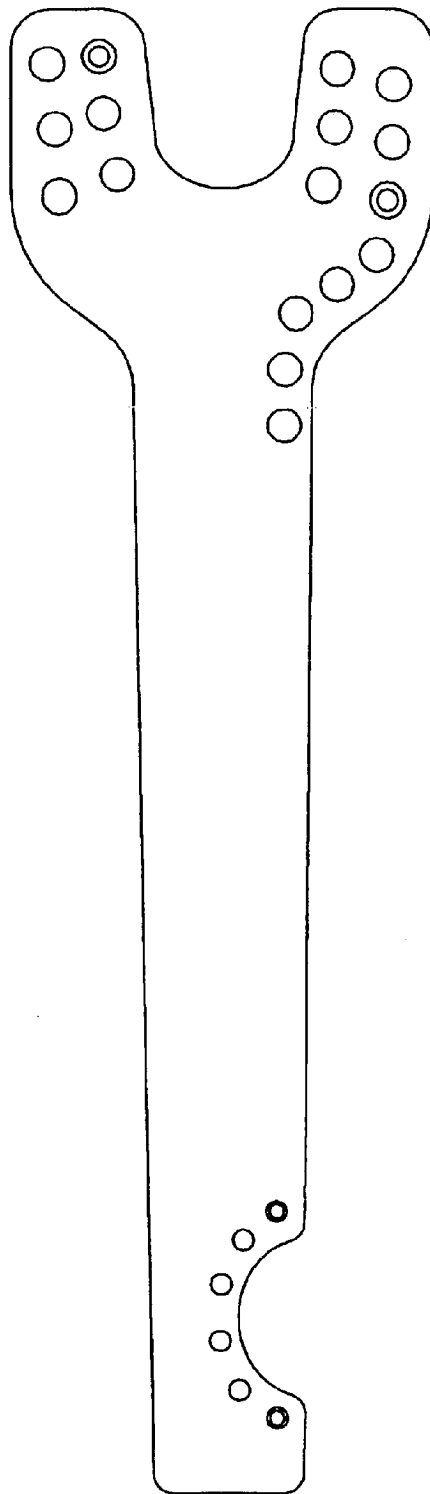


Fig. 3

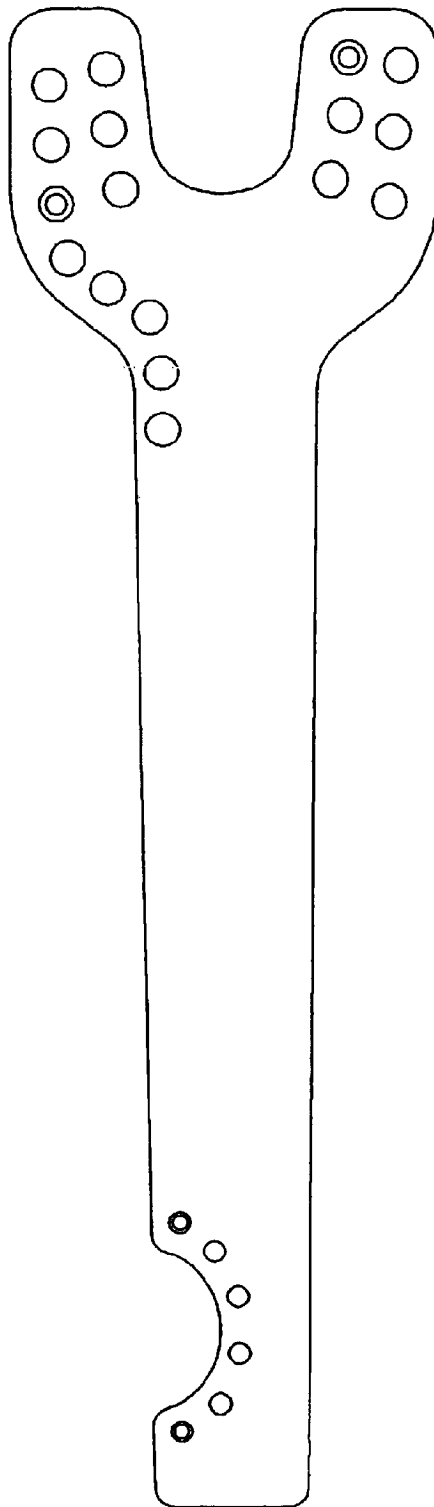


Fig. 4




Fig. 5

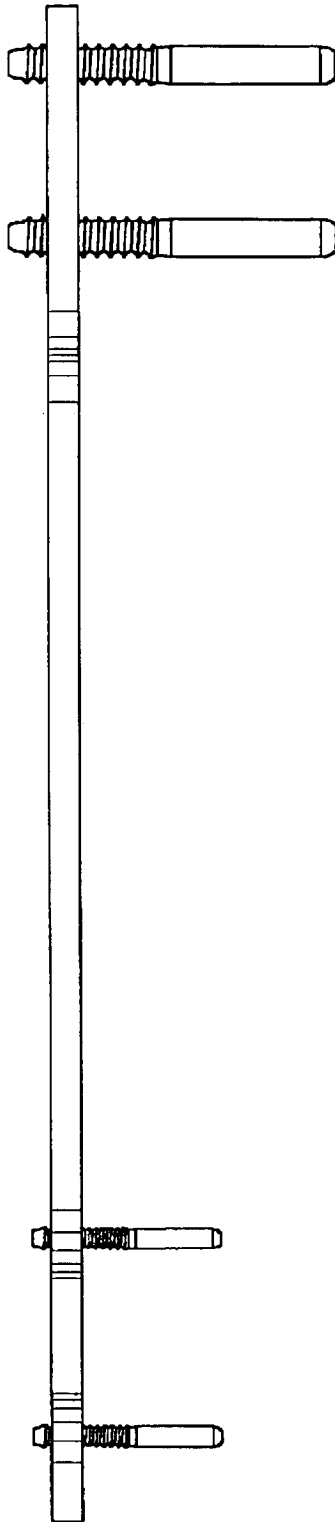


Fig. 6

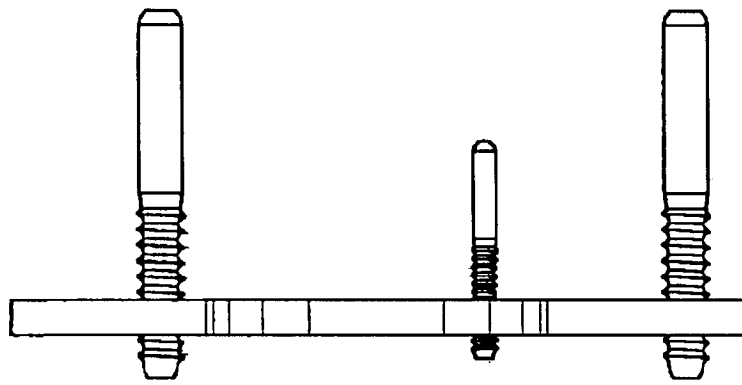


Fig. 7

